

Side Letter Agreement

International Union of Operating Engineers, Local 12, AFL-CIO

General Fire Support Unit

1. SALARY ADJUSTMENTS

Across the Board Wage Increases:

- Effective August 13, 2022, County Fire shall provide all classifications covered by the MOU a three percent (3.00%) across the board salary increase.

2. EQUITY ADJUSTMENT

- Effective August 13, 2022, Range AA4 will increase by approximately 2.5%.

Step hours shall not be reset for employees who receive an equity increase. Therefore, employees shall be eligible to advance to the next step, if applicable, upon completion of 1,040 service hours from their most recent merit advancement in accordance with the requirements of the Merit Advances Article.

3. MEDICAL AND DENTAL COVERAGE

- **Section 3: Medical and Dental Premium Subsidies**

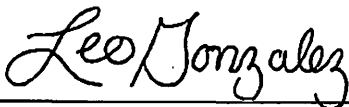
(c) All employees shall receive a Medical Premium Subsidy (MPS) in the following amounts per pay period:

Effective August 13, 2022		
COVERAGE	Traditional Benefit Option MPS (INCREASE)	Modified Benefit Option MPS (INCREASE)
Employee Only	\$187.06 (\$5.00)	\$132.81 (\$3.55)
Employee +1	\$390.07 (\$10.00)	\$319.86 (\$8.20)
Employee +2	\$531.94 (\$15.00)	\$436.19 (\$12.30)


Date Agreed: 7/21/2022

San Bernardino County Fire Protection District


IUOE, Local 12, AFL-CIO




Leo Gonzalez
Deputy Director/Labor Relations Chief



Print & Sign



David Sikorski



Perry Hawkins III

General Fire Support Unit

Effective 08/13/2022 - 3% Across the Board

Range		Step 1	Step 2	Step 3	Step 4	Step 5	Step 6	Step 7	Step 8	Step 9	Step 10	Step 11	Step 12	Step 13	Step 14
<i>Classification (Job Code)</i>															
Range AA4	Hourly	\$ -	\$ 15.38	\$ 15.78	\$ 16.17	\$ 16.57	\$ 16.98	\$ 17.41	\$ 17.84	\$ 18.29	\$ 18.76	\$ 19.24	\$ 19.71	\$ 20.21	\$ 20.71
<i>Equipment Parts Chaser (49110)</i>		Approx Bi-Wk	\$ 1,230.40	\$ 1,262.40	\$ 1,293.60	\$ 1,325.60	\$ 1,358.40	\$ 1,392.80	\$ 1,427.20	\$ 1,463.20	\$ 1,500.80	\$ 1,539.20	\$ 1,576.80	\$ 1,616.80	\$ 1,656.80
<i>Fire Equipment Technician I (49113)</i>		Approx Mon	\$ 2,665.87	\$ 2,735.20	\$ 2,802.80	\$ 2,872.13	\$ 2,943.20	\$ 3,017.73	\$ 3,092.27	\$ 3,170.27	\$ 3,251.73	\$ 3,334.93	\$ 3,416.40	\$ 3,503.07	\$ 3,589.73
		Annual	\$ 31,990.40	\$ 32,822.40	\$ 33,633.60	\$ 34,465.60	\$ 35,318.40	\$ 36,212.80	\$ 37,107.20	\$ 38,043.20	\$ 39,020.80	\$ 40,019.20	\$ 40,996.80	\$ 42,036.80	\$ 43,076.80
Range AU6	Hourly	\$ 17.28	\$ 17.73	\$ 18.15	\$ 18.60	\$ 19.06	\$ 19.55	\$ 20.02	\$ 20.52	\$ 21.03	\$ 21.55	\$ 22.08	\$ 22.65	\$ 23.21	\$ 23.80
<i>Fire Equipment Technician II (43204)</i>		Approx Bi-Wk	\$ 1,382.40	\$ 1,418.40	\$ 1,452.00	\$ 1,488.00	\$ 1,524.80	\$ 1,564.00	\$ 1,601.60	\$ 1,641.60	\$ 1,682.40	\$ 1,724.00	\$ 1,766.40	\$ 1,812.00	\$ 1,856.80
		Approx Mon	\$ 2,995.20	\$ 3,073.20	\$ 3,146.00	\$ 3,224.00	\$ 3,303.73	\$ 3,388.67	\$ 3,470.13	\$ 3,556.80	\$ 3,645.20	\$ 3,735.33	\$ 3,827.20	\$ 3,926.00	\$ 4,023.07
		Annual	\$ 35,942.40	\$ 36,878.40	\$ 37,752.00	\$ 38,688.00	\$ 39,644.80	\$ 40,664.00	\$ 41,641.60	\$ 42,681.60	\$ 43,742.40	\$ 44,824.00	\$ 45,926.40	\$ 47,112.00	\$ 48,276.80
Range G18	Hourly	\$ 18.67	\$ 19.13	\$ 19.61	\$ 20.10	\$ 20.60	\$ 21.10	\$ 21.65	\$ 22.19	\$ 22.74	\$ 23.30	\$ 23.89	\$ 24.50	\$ 25.09	\$ 25.74
<i>SCBA Technician (40071)</i>		Approx Bi-Wk	\$ 1,493.60	\$ 1,530.40	\$ 1,568.80	\$ 1,608.00	\$ 1,648.00	\$ 1,688.00	\$ 1,732.00	\$ 1,775.20	\$ 1,819.20	\$ 1,864.00	\$ 1,911.20	\$ 1,960.00	\$ 2,007.20
		Approx Mon	\$ 3,236.13	\$ 3,315.87	\$ 3,399.07	\$ 3,484.00	\$ 3,570.67	\$ 3,657.33	\$ 3,752.67	\$ 3,846.27	\$ 3,941.60	\$ 4,038.67	\$ 4,140.93	\$ 4,246.67	\$ 4,348.93
		Annual	\$ 38,833.60	\$ 39,790.40	\$ 40,788.80	\$ 41,808.00	\$ 42,848.00	\$ 43,888.00	\$ 45,032.00	\$ 46,155.20	\$ 47,299.20	\$ 48,464.00	\$ 49,691.20	\$ 50,960.00	\$ 52,187.20
Range G19	Hourly	\$ 19.13	\$ 19.61	\$ 20.10	\$ 20.60	\$ 21.10	\$ 21.65	\$ 22.19	\$ 22.74	\$ 23.30	\$ 23.89	\$ 24.50	\$ 25.09	\$ 25.74	\$ 26.39
<i>Fire Equipment Specialist (40016)</i>		Approx Bi-Wk	\$ 1,530.40	\$ 1,568.80	\$ 1,608.00	\$ 1,648.00	\$ 1,688.00	\$ 1,732.00	\$ 1,775.20	\$ 1,819.20	\$ 1,864.00	\$ 1,911.20	\$ 1,960.00	\$ 2,007.20	\$ 2,059.20
		Approx Mon	\$ 3,315.87	\$ 3,399.07	\$ 3,484.00	\$ 3,570.67	\$ 3,657.33	\$ 3,752.67	\$ 3,846.27	\$ 3,941.60	\$ 4,038.67	\$ 4,140.93	\$ 4,246.67	\$ 4,348.93	\$ 4,461.60
		Annual	\$ 39,790.40	\$ 40,788.80	\$ 41,808.00	\$ 42,848.00	\$ 43,888.00	\$ 45,032.00	\$ 46,155.20	\$ 47,299.20	\$ 48,464.00	\$ 49,691.20	\$ 50,960.00	\$ 52,187.20	\$ 53,539.20
Range AV6	Hourly	\$ 22.28	\$ 22.84	\$ 23.42	\$ 23.98	\$ 24.60	\$ 25.21	\$ 25.83	\$ 26.48	\$ 27.15	\$ 27.82	\$ 28.50	\$ 29.21	\$ 29.96	\$ 30.70
<i>Maintenance Specialist (46148)</i>		Approx Bi-Wk	\$ 1,782.40	\$ 1,827.20	\$ 1,873.60	\$ 1,918.40	\$ 1,968.00	\$ 2,016.80	\$ 2,066.40	\$ 2,118.40	\$ 2,172.00	\$ 2,225.60	\$ 2,280.00	\$ 2,336.80	\$ 2,396.80
		Approx Mon	\$ 3,861.87	\$ 3,958.93	\$ 4,059.47	\$ 4,156.53	\$ 4,264.00	\$ 4,369.73	\$ 4,477.20	\$ 4,589.87	\$ 4,706.00	\$ 4,822.13	\$ 4,940.00	\$ 5,063.07	\$ 5,193.07
		Annual	\$ 46,342.40	\$ 47,507.20	\$ 48,713.60	\$ 49,878.40	\$ 51,168.00	\$ 52,436.80	\$ 53,726.40	\$ 55,078.40	\$ 56,472.00	\$ 57,865.60	\$ 59,280.00	\$ 60,756.80	\$ 62,316.80
Range AV8	Hourly	\$ 22.33	\$ 22.87	\$ 23.45	\$ 24.02	\$ 24.65	\$ 25.27	\$ 25.87	\$ 26.53	\$ 27.19	\$ 27.87	\$ 28.55	\$ 29.28	\$ 30.01	\$ 30.76
<i>Vehicle Parts Specialist (46223)</i>		Approx Bi-Wk	\$ 1,786.40	\$ 1,829.60	\$ 1,876.00	\$ 1,921.60	\$ 1,972.00	\$ 2,021.60	\$ 2,069.60	\$ 2,122.40	\$ 2,175.20	\$ 2,229.60	\$ 2,284.00	\$ 2,342.40	\$ 2,400.80
		Approx Mon	\$ 3,870.53	\$ 3,964.13	\$ 4,064.67	\$ 4,163.47	\$ 4,272.67	\$ 4,380.13	\$ 4,484.13	\$ 4,598.53	\$ 4,712.93	\$ 4,830.80	\$ 4,948.67	\$ 5,075.20	\$ 5,201.73
		Annual	\$ 46,446.40	\$ 47,569.60	\$ 48,776.00	\$ 49,961.60	\$ 51,272.00	\$ 52,561.60	\$ 53,809.60	\$ 55,182.40	\$ 56,555.20	\$ 57,969.60	\$ 59,384.00	\$ 60,902.40	\$ 62,420.80
Range AX4	Hourly	\$ 27.76	\$ 28.45	\$ 29.16	\$ 29.91	\$ 30.64	\$ 31.40	\$ 32.20	\$ 33.00	\$ 33.83	\$ 34.68	\$ 35.55	\$ 36.43	\$ 37.34	\$ 38.27
<i>Fire Agency Mechanic (49104)</i>		Approx Bi-Wk	\$ 2,220.80	\$ 2,276.00	\$ 2,332.80	\$ 2,392.80	\$ 2,451.20	\$ 2,512.00	\$ 2,576.00	\$ 2,640.00	\$ 2,706.40	\$ 2,774.40	\$ 2,844.00	\$ 2,914.40	\$ 2,987.20
		Approx Mon	\$ 4,811.73	\$ 4,931.33	\$ 5,054.40	\$ 5,184.40	\$ 5,310.93	\$ 5,442.67	\$ 5,581.33	\$ 5,720.00	\$ 5,863.87	\$ 6,011.20	\$ 6,162.00	\$ 6,314.53	\$ 6,472.27
		Annual	\$ 57,740.80	\$ 59,176.00	\$ 60,652.80	\$ 62,212.80	\$ 63,731.20	\$ 65,312.00	\$ 66,976.00	\$ 68,640.00	\$ 70,366.40	\$ 72,134.40	\$ 73,944.00	\$ 75,774.40	\$ 77,667.20
Range AX5	Hourly	\$ 30.28	\$ 31.05	\$ 31.84	\$ 32.61	\$ 33.44	\$ 34.27	\$ 35.12	\$ 36.01	\$ 36.88	\$ 37.82	\$ 38.77	\$ 39.74	\$ 40.73	\$ 41.75
<i>Lead Fire Mechanic (49116)</i>		Approx Bi-Wk	\$ 2,422.40	\$ 2,484.00	\$ 2,547.20	\$ 2,608.80	\$ 2,675.20	\$ 2,741.60	\$ 2,809.60	\$ 2,880.80	\$ 2,950.40	\$ 3,025.60	\$ 3,101.60	\$ 3,179.20	\$ 3,258.40
		Approx Mon	\$ 5,248.53	\$ 5,382.00	\$ 5,518.93	\$ 5,652.40	\$ 5,796.27	\$ 5,940.13	\$ 6,087.47	\$ 6,241.73	\$ 6,392.53	\$ 6,555.47	\$ 6,720.13	\$ 6,888.27	\$ 7,059.87
		Annual	\$ 62,982.40	\$ 64,584.00	\$ 66,227.20	\$ 67,828.80	\$ 69,555.20	\$ 71,281.60	\$ 73,049.60	\$ 74,900.80	\$ 76,710.40	\$ 78,665.60	\$ 80,641.60	\$ 82,659.20	\$ 84,718.40